



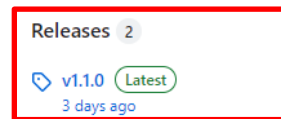
Implementation of the converter (.exe version)

Following the reform of the Bank of Finland's reporting system, the structure of the report files will change from the CSV file format to XML. This guideline describes the use of a temporary converter tool enabling the conversion of the file format from .csv to .xml and vice versa. This guideline is made for the Windows environment, and as such it does not apply to other platforms.

1. Download the converter zip package:
<https://github.com/SuomenPankki/Bof.Stat.DCS.Converter/releases/download/v.1.1.0/Bof.Stat.DCS.Converter.Console-v1.1.0.zip>

Or: <https://github.com/SuomenPankki/Bof.Stat.DCS.Converter>

You can locate the file by clicking "Releases" > "Latest" on the right side of the page.



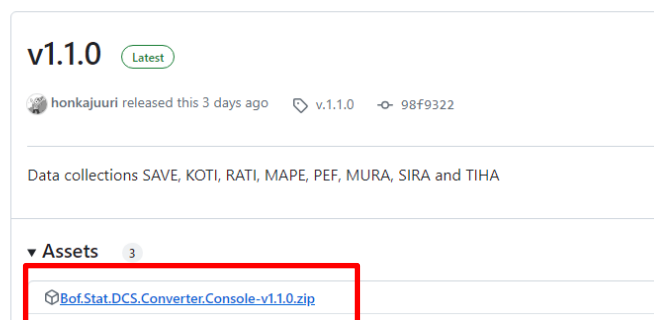
+ 1 release

Languages

● C# 100.0%

Download the file under the "Assets" section.

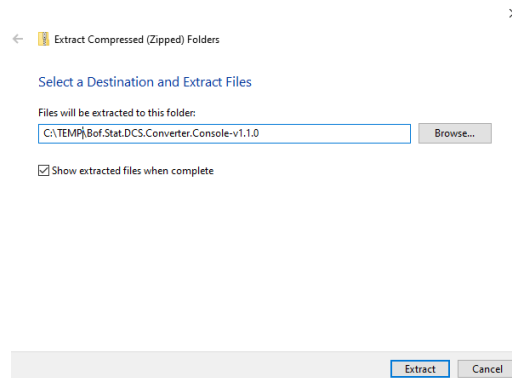
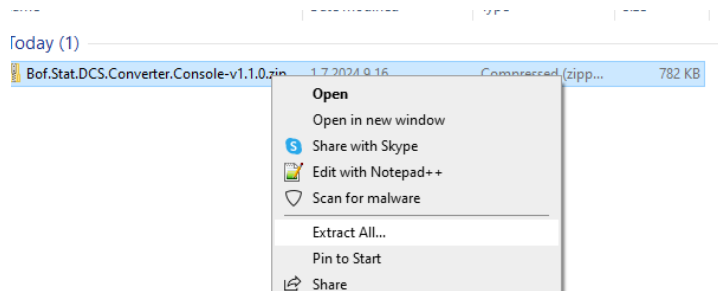
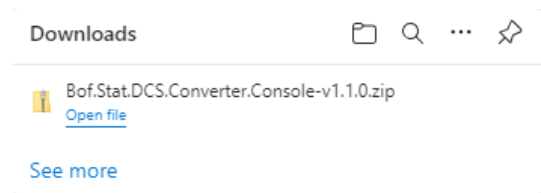
Releases / v.1.1.0





The file can be found in the “Downloads” folder on your computer.

2. Decompress the zip package to a folder of your choosing.





8 July 2024
BOF/FIN-FSA-UNRESTRICTED

Public

Name	Date modified	Type	Size
AutoMapper.dll	1.7.2024 9:19	Application exten...	258 KB
Bof.Stat.DCS.Converter.BL.dll	1.7.2024 9:19	Application exten...	69 KB
Bof.Stat.DCS.Converter.BL.pdb	1.7.2024 9:19	PDB File	24 KB
Bof.Stat.DCS.Converter.Common.dll	1.7.2024 9:19	Application exten...	16 KB
Bof.Stat.DCS.Converter.Common.pdb	1.7.2024 9:19	PDB File	13 KB
Bof.Stat.DCS.Converter.Console.deps.json	1.7.2024 9:19	JSON Source File	4 KB
Bof.Stat.DCS.Converter.Console.dll	1.7.2024 9:19	Application exten...	13 KB
Bof.Stat.DCS.Converter.Console.exe	1.7.2024 9:19	Application	153 KB
Bof.Stat.DCS.Converter.Console.pdb	1.7.2024 9:19	PDB File	12 KB
Bof.Stat.DCS.Converter.Console.runtime...	1.7.2024 9:19	JSON Source File	1 KB
Bof.Stat.DCS.Converter.Model.dll	1.7.2024 9:19	Application exten...	274 KB
Bof.Stat.DCS.Converter.Model.pdb	1.7.2024 9:19	PDB File	95 KB
CsvHelper.dll	1.7.2024 9:19	Application exten...	207 KB
NLog.config	1.7.2024 9:19	Configuration Sou...	1 KB
NLog.dll	1.7.2024 9:19	Application exten...	917 KB

3. Open the command prompt window (you can find the window by entering cmd in the search field on your computer) and execute the software in the window.

```
C:\temp\Bof.Stat.DCS.Converter.Console-v1.1.0>Bof.Stat.DCS.Converter.Console.exe
```

If your computer does not have a .net execution environment, you must download it from the link indicated in a notification on the computer.

```
C:\temp\Bof.Stat.DCS.Converter.Console-v1.1.0>Bof.Stat.DCS.Converter.Console.exe
You must install .NET to run this application.

App: C:\temp\Bof.Stat.DCS.Converter.Console-v1.1.0\Bof.Stat.DCS.Converter.Console.exe
Architecture: x64
App host version: 6.0.30
.NET location: Not found

Learn about runtime installation:
https://aka.ms/dotnet/app-launch-failed

Download the .NET runtime:
https://aka.ms/dotnet-core-applaunch?missing_runtime=true&arch=x64&rid=win10-x64&apphost_version=6.0.30
C:\temp\Bof.Stat.DCS.Converter.Console-v1.1.0>
```

Otherwise, the window will show how to use the software. Type the row below into the command prompt window indicating as a parameter the name of the .csv file you want to convert to the .xml format.

```
Usage: Bof.Stat.DCS.Converter.Console.exe [filename]
```

An example of converting a MAPE file

```
14:05:50 Handling CSV-file C:\DATA\CSV_TO_XML\Konvertteri\MAPE_2024Q01.csv...
14:05:51 Converting file C:\DATA\CSV_TO_XML\Konvertteri\MAPE_2024Q01.csv...
14:05:52 Writing file C:\DATA\CSV_TO_XML\Konvertteri\FI28583949_VAT_Q_MAPEQ_2024-03-31_20240425122509000.XML...
```

8 July 2024
BOF/FIN-FSA-UNRESTRICTED

Public

Any errors occurring in the conversion are indicated in the window as follows:

```
12:02:14 Handling CSV-file C:\DATA\CSV_TO_XML\Konvertteri\MAPEH_1_TESTI.csv...
12:02:14 Handling CSV-file C:\DATA\CSV_TO_XML\Konvertteri\MAPEH_1_TESTI.csv failed
12:02:14 Error getting filehandler
12:02:14 An unexpected error occurred.
IReader state:
  ColumnCount: 0
  CurrentIndex: 8
  HeaderRecord:

IParser state:
  ByteCount: 0
  CharCount: 69
  Row: 1
  RawRow: 1
  Count: 12
  RawRecord:
000;A;FI12345678;A;FI12345678;MAPE;7;H;2024H03;20240229124403;11;12
```

The notification shows the row containing the error but not necessarily the column.

You should start troubleshooting by ensuring that the csv file to be converted is in the right format, i.e. it corresponds to the current record structure of the csv report. Secondly, the file format can be reviewed for example by sending a csv report in the test environment of the DCS2 reporting service.

Most common errors:

- wrong data type for the field
- redundant “ characters on the row
- “ characters in a value field
- too short creation date, seconds missing

In using the converter, it should be borne in mind that it is not a validator, but merely a converter from one format to another.